

Wattyl Solagard Semi Gloss

PRODUCT DESCRIPTION

A tough, new generation, acrylic finish with exceptional resistance to the effects of sun and weather. Specially selected U.V screening agents offer maximum resistance to New Zealand's harsh climate and sun. It is formulated with advanced acrylic polymers to be applied to almost any surface without primer. Wattyl Solagard Semi Gloss is formulated to give superior flow, smoothness and substrate penetration – yet brushes wash out with water. An environmentally friendly product: non-toxic, non-hazardous, non-flammable. Wattyl Solagard Semi Gloss has biodegradable surfactants making it safer for the environment.

INTENDED USES – EXTERIOR

- Bare timber
- New masonry, brick, fibre cement
- Galvanised Iron
- Suitably primed steel and other metals
- Previously painted surfaces

TECHNICAL DATA

- | | |
|-------------------------|--------------------------------------------------------------------------|
| • Vehicle Type | 100% Acrylic |
| • Pigmentation | Titanium dioxide |
| • Solvent | Water |
| • Pot Life | Not applicable |
| • Finish | Gloss (gloss at 60° 37 - 43%) |
| • Colour | Available in white and tint bases |
| • Touch Dry Time | 30 minutes at 20°C and 65% RH |
| • Recoat Time | 2 hours at 20°C and 65% RH |
| • Preparatory Coat | Not required (*see constraints) |
| • Theoretical Coverage | 8 - 16m ² /L depending on porosity and texture of the surface |
| • Dry Film Thickness | 40µ |
| • Usual Number of Coats | 2 - 3 |
| • Toxicity of dry film | Non Toxic |
| • Durability | Excellent |
| • Thinning and Clean Up | Clean Water |
| • V.O.C. | 37g/L as per EC-07-07 |
| • Pack Sizes | 500mL, 1L, 4L, 10L |



PERFORMANCE PARAMETERS

Features

- Self priming on most surfaces.*
- 10 year guarantee that Wattyl Solagard Semi Gloss will not flake, peel or blister on properly prepared surfaces coated with a colour from the Wattyl Solagard colour card.
- Suitable for areas used for the collection of drinking water.

Constraints

- Do not apply when the temperature is below 10°C, the humidity is greater than 85%, or if dew or rainfall is likely within 4 hours of application.
- *Primer recommended for white or light colours on dark tannin rich timbers or treated pine.
- *Primer required for bare steel and other metals.
- *Some pre-coated substrates may require priming. Please refer to the manufacturer of the substrate for their recommendations.
- Not intended for walk on surfaces.

SURFACE PREPARATION

Ensure that all unsound surfaces are repaired, holes filled and loose, peeling and flaking materials removed. Wash existing paint with liquid sugar soap and warm water to remove grease, dirt, and dust. Mould and moss affected surfaces should be treated with a mould killer and residues of moss and mould removed before further preparation.

Bare Timber:

Grey weathered timbers must be sanded back to original timber colour. Sand new timber lightly. Apply the first coat without delay, certainly within 2 days of preparation. For white and tints from white on dark coloured (tannin rich) timbers or treated pine, apply one coat of Taubmans UnderProof Wood Primer.

New Masonry: Brick, Fibre Cement, Concrete etc:

Thoroughly wash down the surface to remove all dust, dirt and loose material. Efflorescence on masonry must be treated before proceeding.

Galvanised Iron:

Weathered galvanised iron may be coated directly after degreasing with Wattyl Roof Wash as per label instructions, rinse well to ensure removal of all residues. Shiny new galvanised iron should be thoroughly scrubbed with a nylon scourer or nylon broom with Wattyl Roof Wash as per label instructions, rinse well to ensure removal of all residues.

Bare Steel (not galvanised) and other Metals:



Clean thoroughly and apply the appropriate Wattyl Killrust preparatory product. Apply 2 coats of Wattyl Killrust Metal Primer (for aluminium apply one coat of Wattyl Killrust Super Etch instead).

Previously Painted Surfaces:

Ensure surface is sound. To test, cut an X through the paint with a sharp blade. Stick a piece of tape firmly over the X and rip off. If the paint pulls away, the surface is unsound. Repeat at random in a number of areas. Unsound surfaces should be stripped to achieve best results. For generally sound surface, remove any loose or flaking paint with a scraper or wire brush, wash with detergent and water, and rinse thoroughly. Glossy painted surfaces must be sanded to a dull finish and thoroughly cleaned to ensure correct adhesion.

NOTE: The information concerning the use and application of these products is intended for use by professional specifiers and is believed to be correct at the date of printing, and is given in good faith. Wattyl (NZ) Ltd reserves the right to alter the product or specification without notice. The user should check the date of printing, and if more than 24 months have elapsed, should verify with our nearest sales office that the information is still current. Because we cannot control the way these products may be used, or the conditions they may be exposed to, we can give no express guarantees in respect of these products or their performance. However certain guarantees may be implied by law.

Wattyl (N.Z.) Limited, P. O. Box 1545, Auckland, 1. Phone 09 820 6700 Fax 09 820 6572



WATTYL (NZ) LTD

INFORMATION HELP LINE: 0800 735551 (New Zealand)

APPLICATION

Stir thoroughly with a flat stick before and occasionally during use. Use a quality brush, roller or spray ensuring that the product is not overspread. Apply 2 coats to primed and previously painted surfaces. Apply 3 coats to new un-primed surfaces, thinning the first coat 10% with clean water.

NOTES


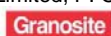
Wattyl Solagard is safe to use on roofs used for the collection of drinking water. However to prevent possible tainting, we recommend the tank pipe be disconnected prior to preparation and reconnected after the first heavy rainfall (15mm) once painting is completed.
Do not use for contact surfaces i.e. door frames and window contact surfaces. May be used on the non contact areas of doors and windows.

MATERIAL SAFETY DATA SHEETS

Wattyl (N.Z) Ltd Material Safety Data Sheets contain pertinent information that you may need to protect your employees and customers against any known health or safety hazards associated with our products, and are available on request.

NOTE: The information concerning the use and application of these products is intended for use by professional specifiers and is believed to be correct at the date of printing, and is given in good faith. Wattyl (NZ) Ltd reserves the right to alter the product or specification without notice. The user should check the date of printing, and if more than 24 months have elapsed, should verify with our nearest sales office that the information is still current. Because we cannot control the way these products may be used, or the conditions they may be exposed to, we can give no express guarantees in respect of these products or their performance. However certain guarantees may be implied by law.

Wattyl (N.Z.) Limited, P. O. Box 1545, Auckland, 1. Phone 09 820 6700 Fax 09 820 6572



WATTYL (NZ) LTD

INFORMATION HELP LINE: 0800 735551 (New Zealand)