

Wattyl Hardistain

PRODUCT DESCRIPTION

Wattyl Hardistain is a semi-transparent 100% acrylic stain designed to give a natural timber appearance to all wood grain textured fibre cement products such as Hardiplank®, Rusticated Weatherboards etc. May be applied direct to factory pre-primed panels or to raw panels after first sealing with Watty Hardiprime. Application to surfaces other than primed textured fibre cement may prevent the desired woodgrain effect being achieved. For a natural effect on raw timber use Wattyl Forestwood Traditional Oil Stain. For a durable finish use Wattyl Solagard.

INTENDED USES – EXTERIOR

- Hardie® rusticated and frontier weatherboards
- Hardie® featureboard

TECHNICAL DATA

- Vehicle Type 100% Acrylic
- Pigmentation Titanium dioxide/iron oxide
- Solvent Water
- Pot Life Not applicable
- Finish Satin
- Colour Available in a range of timber tones
- Touch Dry Time 60 minutes at 20°C and 65% RH
- Recoat Time 4 hours at 20°C and 65% RH
- Preparatory Coat Wattyl Hardiprime
- Theoretical Coverage 20m²/L
- Dry Film Thickness 11µ
- Usual Number of Coats 2
- Toxicity of dry film Non Toxic
- Durability Good
- Thinning and Clean Up Clean Water
- V.O.C. 159g/L as per EC-07-07
- Pack Sizes 4L,10L

PERFORMANCE PARAMETERS

Features

- Its unique formula and colour are designed to give a natural timber appearance.

Constraints

- Do not apply when the temperature is below 10°C, the humidity is greater than 85%, or if dew or rainfall is likely within 4 hours of application.
- Do not apply to surfaces at temperatures greater than 35°C or to damp or wet surfaces.
- To achieve the optimum grain effect it is essential to use only a speed brush to apply Wattyl Hardistain.
- Wattyl Hardistain is slower drying than normal acrylics, and is sensitive to moisture in its early life.

SURFACE PREPARATION

Ensure surface is in sound condition. Remove all grease, dust, dirt, mildew, wax etc. Galvanised nails should be used to avoid rust stains. Alternatively punch the nails below the surface then fill all holes and cracks with a suitable filler. Sand and clean thoroughly. To achieve the optimum timber grain effect on fibrecement products it is necessary to first apply a coat of Wattyl HardiPrime.

Previously Painted Surfaces:

Ensure surface is sound. To test, cut a X through the paint with a sharp blade. Stick a piece of tape firmly over the X and rip off. If the paint pulls away, the surface is unsound. Repeat at random in a number of areas. Unsound surfaces should be stripped to achieve best results. For generally sound surface, remove any loose or flaking paint with a scraper or wire brush, wash with detergent and water, then rinse thoroughly. Glossy surfaces should be sanded and thoroughly cleaned to ensure correct adhesion.



Mould: If mould is present remove as much mould growth as possible by scraping and stiff brushing. Apply a mixture of 1L hypochlorite bleach and 20mL liquid sugar soap in 3L of water by spray or brush. Leave for 30 minutes then hose off and allow the surface to dry. Alternatively a proprietary fungicidal wash may be used as directed.

APPLICATION

Stir thoroughly before use and regularly during use with a broad flat stirrer. To achieve the optimum grain effect it is essential to apply using an appropriate sized speed brush applicator pad. Apply to one board/section at a time using a scrubbing motion in the direction of the wood grain texture. Immediately lay off in long, even strokes along the board length, working to the natural breaks in the cladding/pattern. It is necessary to complete each horizontal section before progressing to avoid leaving lap marks. Avoid overlapping onto partly dry areas – work away from the internal corners and joinery and towards external corners. Allow to dry then apply the second coat.

NOTE: The information concerning the use and application of these products is intended for use by professional specifiers and is believed to be correct at the date of printing, and is given in good faith. Wattyl (NZ) Ltd reserves the right to alter the product or specification without notice. The user should check the date of printing, and if more than 24 months have elapsed, should verify with our nearest sales office that the information is still current. Because we cannot control the way these products may be used, or the conditions they may be exposed to, we can give no express guarantees in respect of these products or their performance. However certain guarantees may be implied by law.

Wattyl (N.Z.) Limited, P. O. Box 1545, Auckland, 1. Phone 09 820 6700 Fax 09 820 6572



WATTYL (NZ) LTD

INFORMATION HELP LINE: 0800 735551 (New Zealand)

NOTES

Ensure all metal and plastic joiners are primed with Wattyl Hardiprime.

Maintenance:


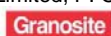
To increase the longevity of areas coated with Wattyl Hardistain it is recommended to wash these areas at six monthly intervals with a soft brush and cold water. Should re-staining be required, prepare the surface so that it is clean, dry and structurally sound, and follow with one coat of Wattyl Hardistain of the same colour. If the surface is patchy apply one full coat of Wattyl Hardiprime followed by 2 coats of Wattyl Hardistain.

MATERIAL SAFETY DATA SHEETS

Wattyl (N.Z) Ltd Material Safety Data Sheets contain pertinent information that you may need to protect your employees and customers against any known health or safety hazards associated with our products, and are available on request.

NOTE: The information concerning the use and application of these products is intended for use by professional specifiers and is believed to be correct at the date of printing, and is given in good faith. Wattyl (NZ) Ltd reserves the right to alter the product or specification without notice. The user should check the date of printing, and if more than 24 months have elapsed, should verify with our nearest sales office that the information is still current. Because we cannot control the way these products may be used, or the conditions they may be exposed to, we can give no express guarantees in respect of these products or their performance. However certain guarantees may be implied by law.

Wattyl (N.Z.) Limited, P. O. Box 1545, Auckland, 1. Phone 09 820 6700 Fax 09 820 6572



WATTYL (NZ) LTD

INFORMATION HELP LINE: 0800 735551 (New Zealand)