

Wattyl Colourwood Pigmented Stain

PRODUCT DESCRIPTION

Wattyl Colourwood Pigmented Stain is a semi-transparent, easy to use, pigmented stain. Designed to produce a rich natural colouring and even toning on all timbers. It penetrates into the timber to enrich and highlight the natural timber grain and texture. Ideal for white wood and pine timbers.

INTENDED USES – INTERIOR

- Furniture
- Wall paneling
- Timber Joinery
- Wooden toys
- Doors etc

TECHNICAL DATA

- Vehicle Type Urethane Alkyd
- Pigmentation Oxide pigmentation and fillers
- Solvent Mineral Turpentine
- Pot Life Not applicable
- Finish Not applicable
- Colour Available in a range of timber tones, refer to colour card
- Touch Dry Time 1 hour at 20°C and 65% RH
- Recoat Time 4 hours at 20°C and 65% RH
- Preparatory Coat Not required
- Theoretical Coverage 10 -14m²/L depending on porosity and texture of the surface
- Dry Film Thickness Not applicable
- Usual Number of Coats 1
- Toxicity of dry film Non Toxic
- Durability Top coat recommended
- Thinning and Clean Up Mineral Turpentine
- V.O.C. >300 g/L as per EC-07-07
- Pack Sizes 250mL, 500mL

PERFORMANCE PARAMETERS

Features

- Especially suited to pine and white wood furniture which may give patchy results with dye type stains.
- Adds colour to timber without hiding the natural grain.

Constraints

- Not suitable for use on floors.
- Some timbers particularly native such as Rimu, Totora and Matai are best sealed after staining with Wattyl Estapol Speed Clear to prevent slow drying of turpentine based polyurethanes.

SURFACE PREPARATION

Bare Timber:

Ensure the surface to be coated is thoroughly dry and free from dirt, grease and wax. Fill all nail holes and small cracks in the timber sparingly with Wattyl Colourwood Timber Putty, in a matching timber colour, and allow to dry for at least 30 minutes. Sand along the grain with fine sandpaper, to a very smooth surface. Thoroughly remove all dust with a cloth dampened with mineral turpentine.

Previously Painted Surfaces:

Completely strip the surface with Wattyl Stripaway, and wash down to remove all residue. Sand clean before staining, and thoroughly remove all dust with a cloth dampened with mineral turpentine.

APPLICATION

Shake the can thoroughly. Always test the colour on an off cut piece of timber or out of sight area before beginning. If the colour is too strong it may be diluted with mineral turpentine. Apply liberally with a lint free, clean cloth pad, rubbing in a circular motion. Allow to stand for 1 - 3 minutes before removing the excess by vigorously wiping along the grain with a clean cloth. One coat only is required. On large areas dampening the surface with mineral turpentine is of assistance in ensuring the stain does not dry before the excess is removed.

Clear Coating: Wattyl Colourwood is not a finish by itself and requires a clear coating to provide protection, true colour and gloss. Wattyl Colourwood may be over coated with Wattyl Estapol Polyurethane Matt, Satin or Gloss or Wattyl Estapol Speed Clear. Do not overcoat with Wattyl Estapol Moisture Cured Polyurethane.

NOTES

Wattyl does not recommend DIY staining of floors as this is a specialist task, and should be undertaken by skilled personnel using appropriate equipment.



Where more than one can of stain is required to complete the job, combine all cans in a clean metal container and stir well before using. Remember the final colour achieved will vary with application technique, timber type and clear finish used.

Caution:

Rags used with this product may constitute a fire hazard and should be soaked in water overnight before disposal

NOTE: The information concerning the use and application of these products is intended for use by professional specifiers and is believed to be correct at the date of printing, and is given in good faith. Wattyl (NZ) Ltd reserves the right to alter the product or specification without notice. The user should check the date of printing, and if more than 24 months have elapsed, should verify with our nearest sales office that the information is still current. Because we cannot control the way these products may be used, or the conditions they may be exposed to, we can give no express guarantees in respect of these products or their performance. However certain guarantees may be implied by law.

Wattyl (N.Z.) Limited, P. O. Box 1545, Auckland, 1. Phone 09 820 6700 Fax 09 820 6572



WATTYL (NZ) LTD


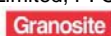
INFORMATION HELP LINE: 0800 735551 (New Zealand)

MATERIAL SAFETY DATA SHEETS

Wattyl (N.Z) Ltd Material Safety Data Sheets contain pertinent information that you may need to protect your employees and customers against any known health or safety hazards associated with our products, and are available on request.

NOTE: The information concerning the use and application of these products is intended for use by professional specifiers and is believed to be correct at the date of printing, and is given in good faith. Wattyl (NZ) Ltd reserves the right to alter the product or specification without notice. The user should check the date of printing, and if more than 24 months have elapsed, should verify with our nearest sales office that the information is still current. Because we cannot control the way these products may be used, or the conditions they may be exposed to, we can give no express guarantees in respect of these products or their performance. However certain guarantees may be implied by law.

Wattyl (N.Z.) Limited, P. O. Box 1545, Auckland, 1. Phone 09 820 6700 Fax 09 820 6572



WATTYL (NZ) LTD

INFORMATION HELP LINE: 0800 735551 (New Zealand)